

ETF All-Stars Disruptive Technology Index

DTASX As of 6/28/2021



What?

ETF All Stars Thematic Indexes are the first ever suite of indexes harnessing the growth and transparency of thematic ETFs to establish a consensus view on which companies best align with popular investment themes based on publicly available ETF ownership data.

How?

Using ETF Action's proprietary classification system and ownership database, ETF holdings data is aggregated across each broad thematic segment to determine each company's ownership adjusted market value ("OAMV™"). OAMV™ is calculated by taking the total ownership value of each company in an ETF segment times the number of ETFs that own each company in the targeted segment. Each index represents 75% of the OAMV™ for each ETF segment. Qualifying companies are weighted by OAMV™, subject to a 5% weighting cap.

Why?

Potential advantages of the ETF All Stars Thematic Indexes include:

- Access to a diversified basket of companies most widely owned by thematic ETFs
- Indexes are built using an objective methodology that follows a transparent and repeatable rules based process
- Indexes dynamically adapt to ever changing ETF landscape (new launches and closures) and investor sentiment (ETF flows)

Top Holdings

CrowdStrike Holdings, Inc. Class A	5.25%
Zscaler, Inc.	5.21%
Proofpoint, Inc.	4.54%
Cloudflare Inc Class A	4.28%
Cisco Systems, Inc.	4.01%
Twilio, Inc. Class A	3.83%
Okta, Inc. Class A	3.71%
Akamai Technologies, Inc.	3.22%
Splunk Inc.	3.07%
Shopify, Inc. Class A	2.92%
Grand Total	40.05%

Disruptive Technology: ETFs that seek to track companies that support technology infrastructure for continued innovation across all sectors of the economy.

Advertising & Marketing



Big Data



Cloud Computing



Connectivity



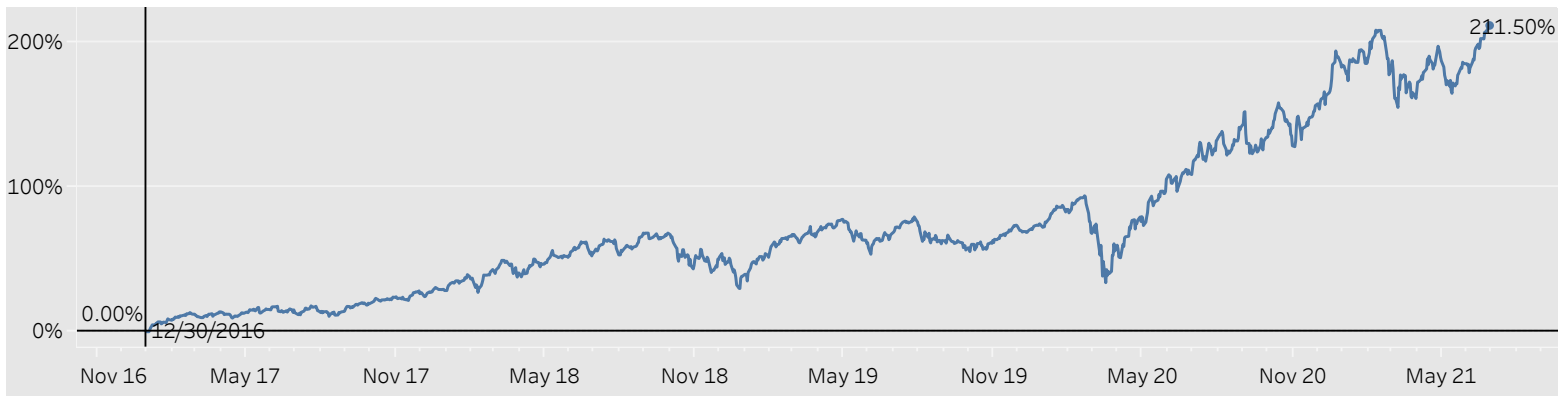
Cyber Security



Digital Infrastructure



Total Return Since Index Inception

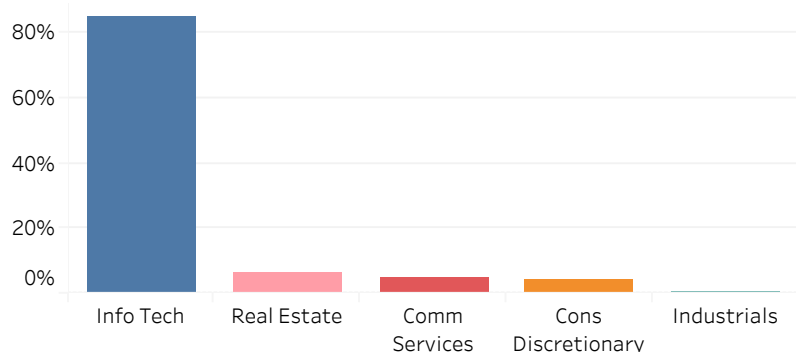


Standardized Performance

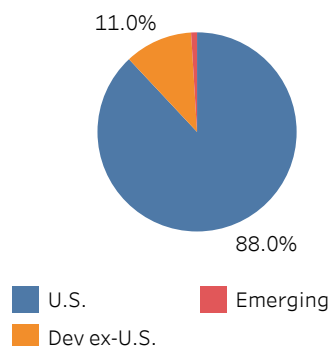
	1 Month	3 Month	6 Month	YTD	1 Year	3 Year Annualized	5 Year Annualized	Since Inception*
Disruptive Tech	9.30%	17.56%	9.05%	9.90%	49.00%	26.51%		28.97%



Sectors



Market Development



Market Cap

Large Cap	77.63%
Mid Cap	22.37%

ETF All-Stars Segments Broken Out Into Sub-Groups

The ETF All-Stars Thematic Composite gives exposure to the companies found within all of the ETF All-Stars Thematic Segments. Below is a breakdown of each sub-index into groups and the overlap that exists between the ETF All-Stars Indexes.

Disruptive Tech	Evolving Consumer	FinTech	Health Innovation	Industrial Revolution	Sustainability
Advertising & Marketing Big Data Broad-based Cloud Computing Connectivity Cyber Security Digital Infrastructure	Aging Population Broad-based Casinos & Gaming Education eSports & Video Games Health & Wellness Online Retail Pet Ownership Pro Sports Streaming Services Travel Tech	Blockchain Broad-based Digital Payments Peer-to-Peer Lending	Biotech Broad-based Cancer Immunotherapy Genomics Telemedicine & Digital Health	3D Printing Advanced Materials Broad-based NextGen Transportation Robotics & AI Security & Defense Space	Clean Energy: Broad-Based Clean Energy: Hydrogen Clean Energy: Solar Clean Energy: Wind Smart Infrastructure Waste Management Water

ETF All-Star Index Overlap Matrix

	Thematic Composite	Disruptive Tech	Evolving Consumer	FinTech	Health Care Innovation	Industrial Revolution	Sustainability
Thematic Composite	100.00%	40.13%	17.36%	14.83%	3.83%	25.88%	24.96%
Disruptive Tech	40.13%	100.00%	5.29%	4.14%	0.00%	5.93%	1.17%
Evolving Consumer	17.36%	5.29%	100.00%	5.69%	0.00%	5.87%	0.00%
FinTech	14.83%	4.14%	5.69%	100.00%	0.00%	4.81%	0.00%
Health Care Innovation	3.83%	0.00%	0.00%	0.00%	100.00%	0.00%	0.00%
Industrial Revolution	25.88%	5.93%	5.87%	4.81%	0.00%	100.00%	6.82%
Sustainability	24.96%	1.17%	0.00%	0.00%	0.00%	6.82%	100.00%

Definitions & Disclosures

Index performance calculated by Indxx. Past performance is no guarantee of future performance. Investors cannot invest directly in an index, the performance of an index does not represent any actual transactions and its performance does not reflect the deduction of any fees or expenses associated with actual investing.

Distribution prohibited without prior permission. Full terms of service, including terms of use, copyrights, and disclaimers are available at <https://www.etfaction.com/termsfuse>.

© Copyright ETF Action, Inc. All Rights Reserved.

